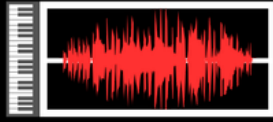


KEY WAVE



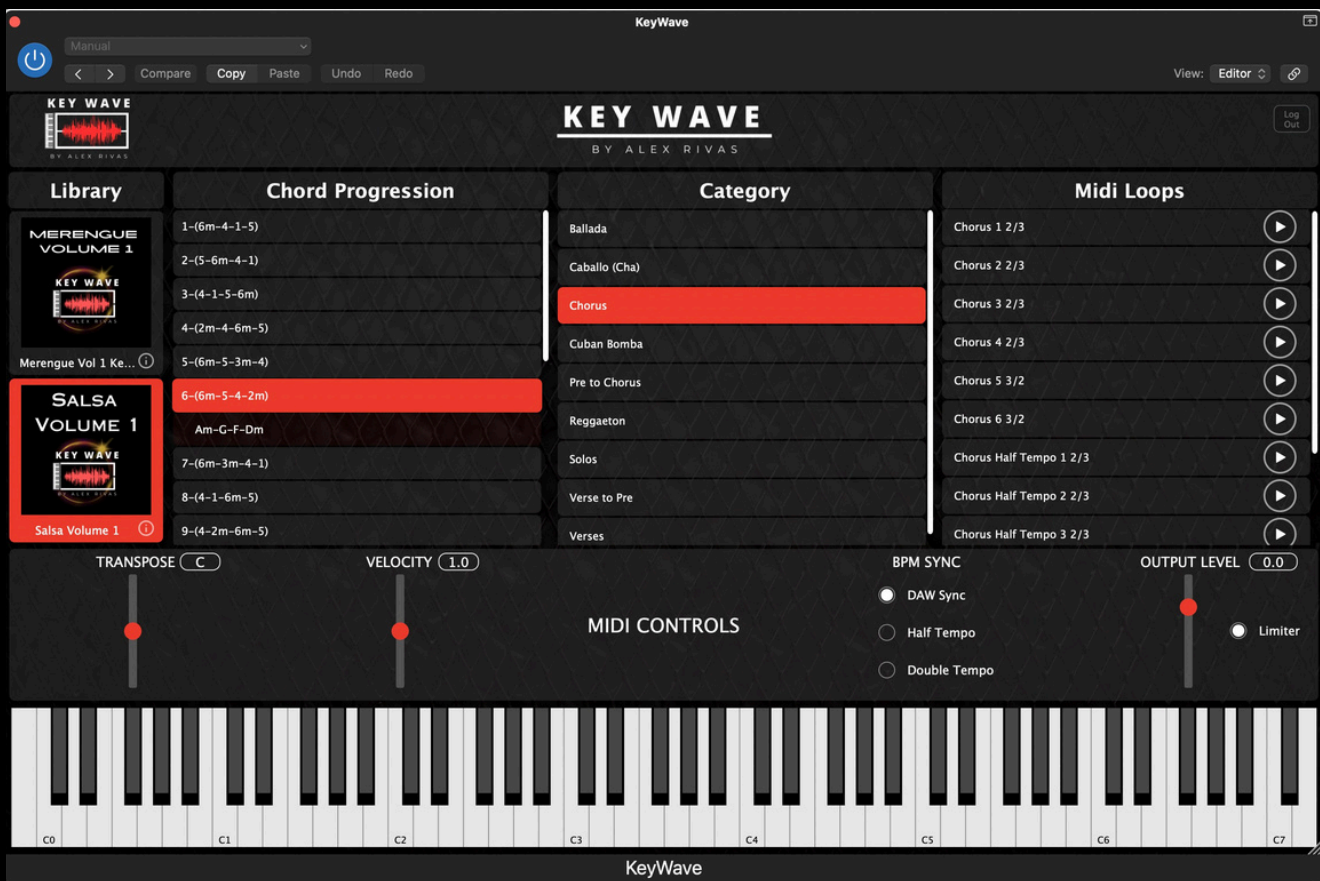
BY ALEX RIVAS

KeyWave Update 1.2.0

You asked. We listened.

First free KeyWave update

Workflow improvements and new content, built from community feedback.

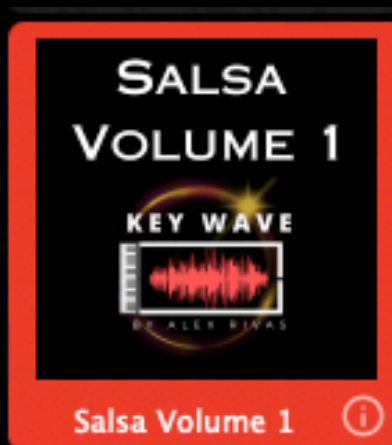


Thank you for being part of KeyWave. In this version, we focused on two things: clarity (less guessing while you produce) and more options (more variations to help you choose the perfect montuno). This update is completely free for all KeyWave users.

Updates

+160 new montunos (FREE)

Salsa Volume 1 – We added 160 new montunos to your KeyWave library, completely free. KeyWave now includes 1,110+ montunos total (approx.), with more variations and more options to produce faster.



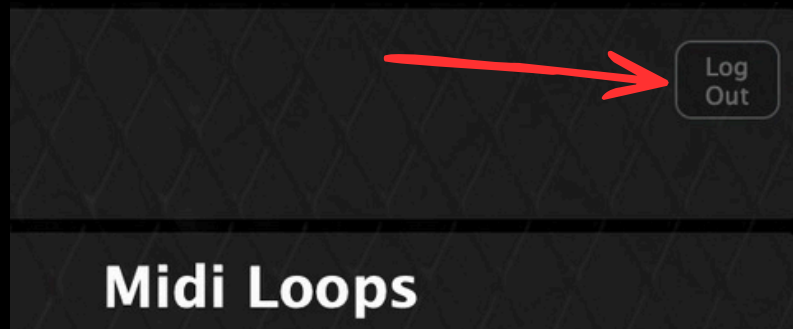
Clave visible on every montuno (2-3 / 3-2)

Montunos now clearly show which clave they're in: 2-3 or 3-2. You'll see it directly in the montuno name/info, so you don't have to guess and can produce faster.

Midi Loops	
Chorus 1 2/3	
Chorus 2 2/3	
Chorus 3 2/3	
Chorus 4 2/3	
Chorus 5 3/2	
Chorus 6 3/2	
Chorus Half Tempo 1 2/3	

Logout button (sign out and sign back in)

We added a Logout button so you can sign out of your account and sign back in within seconds. Before, if you accidentally typed the wrong email, sometimes the only way to “reset” access was uninstalling and reinstalling KeyWave. Now, with Logout, you can sign out and fix it easily, no hassle.



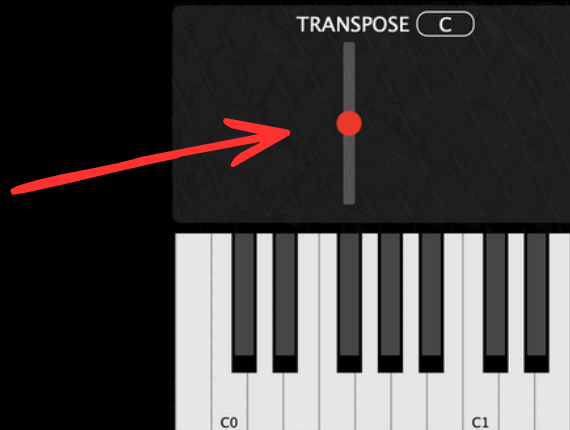
Chord names (in addition to numbers)

Now, when you select a chord progression, KeyWave shows not only the number system (1, 6m, 4, 5...), but also the chord names (for example: Am – C – F – G). This makes it much easier to find progressions quickly and understand them, even if you don't fully know the number system yet.



Improved Transpose control (up and down)

We improved the Transpose control to make it faster and more convenient. Before, you could only transpose up by semitones (C to C#, D, etc.), so to reach nearby lower keys you had to scroll all the way around. Now the transpose control is centered, letting you transpose up or down by semitones.



Thank you for being part of KeyWave. We hope you enjoy these improvements and that they help you produce faster and with more clarity. If you're new to KeyWave or want to review the full installation and usage workflow, please refer to the Official KeyWave Manual (PDF), where you'll find the step-by-step guide and important recommendations.

Sincerely,
Alex Rivas Music
www.AlexRivasMusic.com



www.AlexRivasMusic.com